

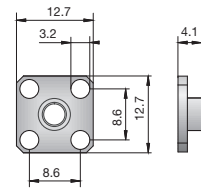
Cable Feed Through and Terminals



Cable Feed Through

Kabel- Durchführungen

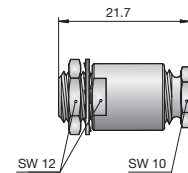
Ordering Number	Version	Cable Group	Panel Piercing / PCB Layout	Packing Unit
32 Z 441- 272 F	4- hole flange	72	B 55	500



Cable Feed Through, clamp

Kabel- Durchführungen, klemm

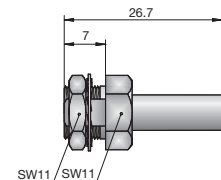
Ordering Number	Cable Group	Assembly Instruction	Panel Piercing / PCB Layout	Packing Unit
51 Z 101- 006 A	06, 07, 08		B 7	1



Cable Feed Through, crimp

Kabel- Durchführungen, crimp

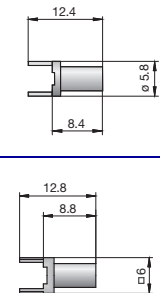
Ordering Number	Cable Group	Assembly Instruction	Panel Piercing / PCB Layout	Packing Unit	Crimp Inserts
51 Z 107- 108 N	08	51 P12	B 2	1	11 W 150- 108



Cable Terminal for PCB, straight, crimp

Kabelabfangungen für Leiterplatte, gerade, crimp

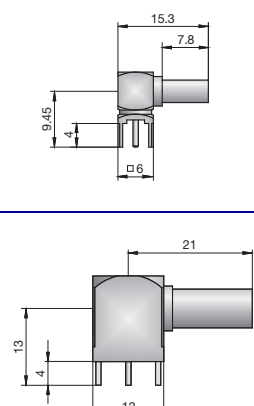
Ordering Number	Cable Group	Assembly Instruction	Panel Piercing / PCB Layout	Packing Unit	Crimp Inserts
29 Z 101-101 F	01	29 E	B 31	100	11 W 150-102
29 Z 101-102 F	02	29 E	B 31	100	11 W 150-102
59 Z 101-101 F	01	59 I	B 30	100	11 W 150-102
59 Z 101-102 F	02	59 I	B 30	100	11 W 150-102



Cable Terminal for PCB, right angle, crimp

Kabelabfangungen für Leiterplatte, Winkelanschlussführung, crimp

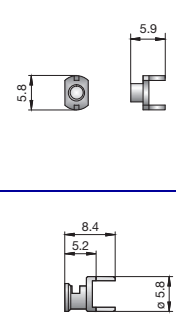
Ordering Number	Cable Group	Assembly Instruction	Panel Piercing / PCB Layout	Packing Unit	Crimp Inserts
59 Z 201-302 F3	02	59 F8	B 30	1	11 W 150-102
59 Z 201-303 F3	03	59 F8	B 30	1	11 W 150-103
51 Z 207-306 A4	06	51 M5	B 32	50	11 W 150-208



Cable Terminal for PCB, straight, solder

Kabelabfangungen für Leiterplatte, gerade, löt

Ordering Number	Cable Group	Assembly Instruction	Panel Piercing / PCB Layout	Packing Unit
29 Z 102-271 L	71	29 F	B 31	100
59 Z 104-202 F	02	59 I3	B 31	100



Cable Terminal for PCB, right angle, solder

Kabelabfangungen für Leiterplatte, Winkelausführung, löt

Ordering Number	Cable Group	Assembly Instruction	Panel Piercing / PCB Layout	Packing Unit	
29 Z 203- 201 F	01	29 G	B 154	100	
29 Z 203- 202 F	02	29 G	B 154	100	
29 Z 210- 202 F	02	29 G2	B 161	100	

